

Propagation impairments due to Raman effect on the coexistence of GPON, XG-PON, RF-video and TWDM-PON

R. Gaudino⁽¹⁾, V. Curri⁽¹⁾, S. Capriata⁽²⁾

(1) Politecnico di Torino, Torino, Italy, roberto.gaudino@polito.it

(2) Telecom Italia, Torino, Italy, stefano.capriata@telecomitalia.it

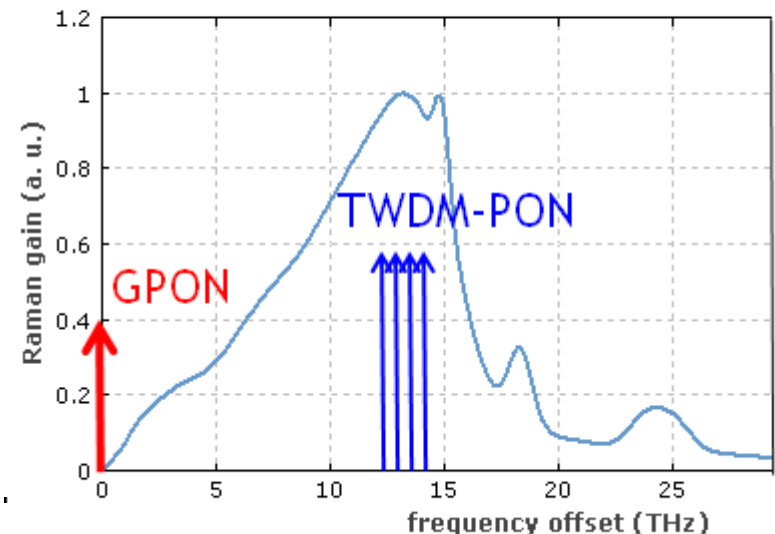


▶ TWDM-PON wavelength allocation for the downstream

- ▶ 4-8 wavelengths around 1600 nm
- ▶ Approximately 110 nm distance from GPON at 1490 nm

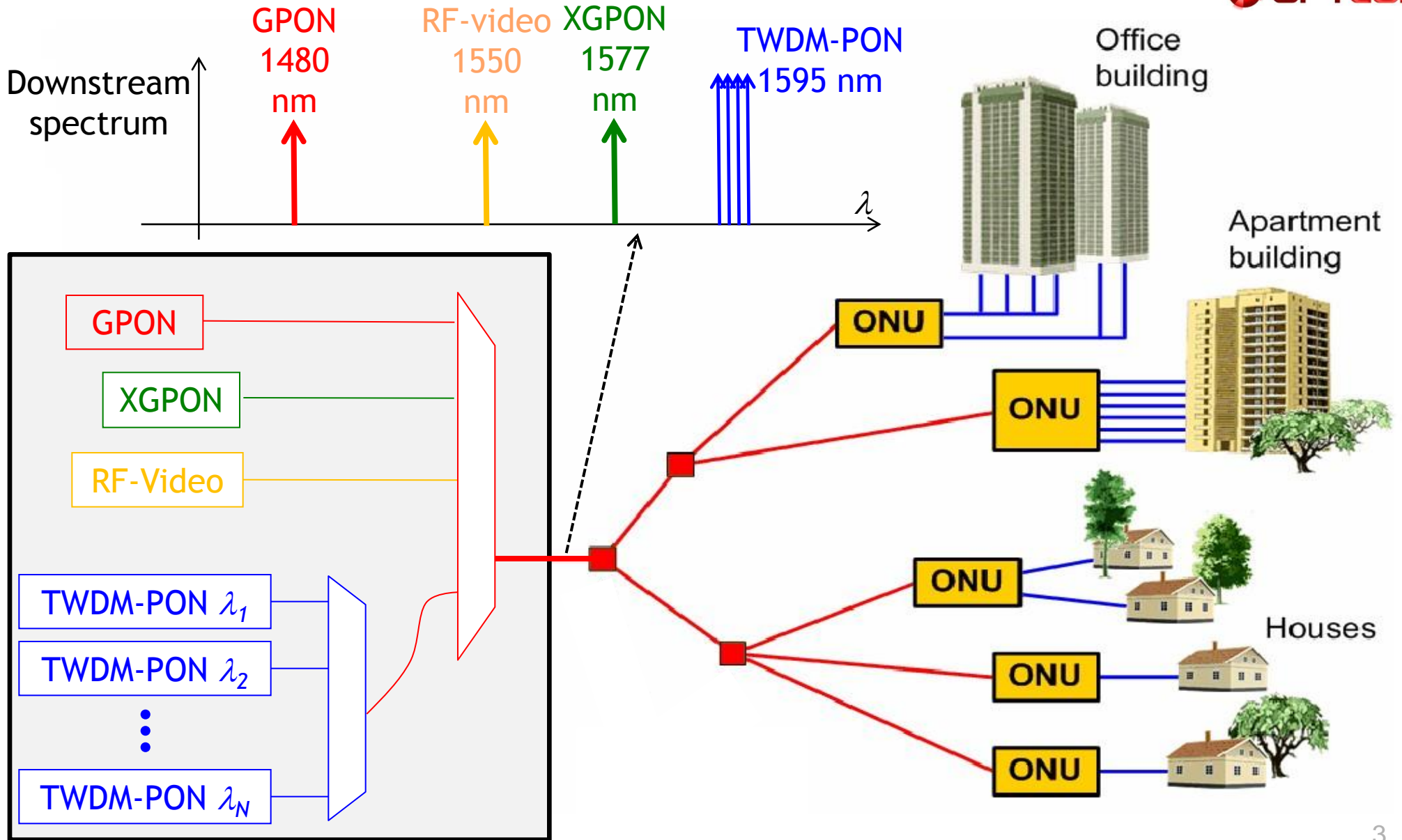
▶ **The problem:** the spectral distance is exactly at the maximum efficiency of Raman crosstalk

- ▶ Strong TWDM-PON signals can **deplete** GPON signal in the downstream due to RAMAN nonlinearity
- ▶ We show that this problem sets a **maximum Tx power level** for TWDM-PON signals





Full coexistence scenario



▶ Main parameters

- ▶ Up to $L_{feed}=40$ km of G.652 (SSMF) feeder fiber
 - ▶ $\alpha_{dB} = 0.22$ dB/km, $D = 16$ ps/nm/km,
 - ▶ $\delta_{PMD} = 0.1$ ps/sqrt(km), $A_{eff} = 80 \mu\text{m}^2$
- ▶ GPON:
 - ▶ 1490 nm, 2.5 Gbit/s, NRZ, power: +3 to +7 dBm
- ▶ RF-video
 - ▶ 1555 nm, up to +16 dBm
- ▶ XG-PON:
 - ▶ 1577 nm, 10 Gbit/s, NRZ, power:+8 to +12 dBm
- ▶ TWDM-PON: $\Delta f=100$ GHz, 1595-1600nm first four λ 's,
 - ▶ 1600-1605 nm for the possible upgrade to other four λ 's, launched power per channel from +9 to +13 dBm.



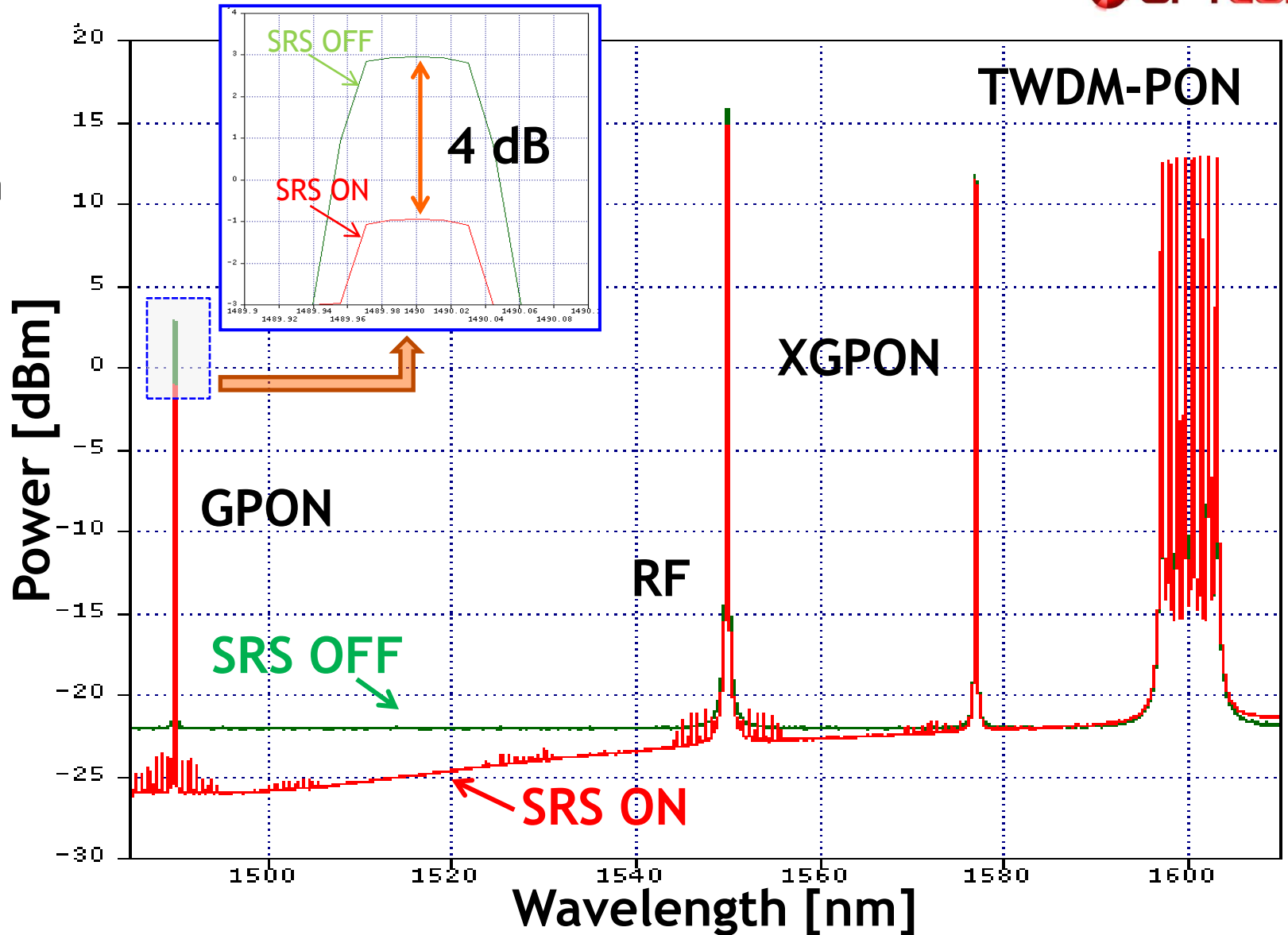
Simulative results: Rx spectrum

$L = 40$ km

$P_{RF} = 16$ dBm


$P_{XGPON} = 12$ dBm

$P_{TWDM} = 13$ dBm



▶ Progressively turning on propagation effects we observed:

- ▶ Linear effects ON (loss, dispersion, PMD): only attenuation observed, no significant signal distortion
- ▶ Kerr effect ON: no extra penalty
- ▶ SRS ON: **extra loss on GPON observed (A_{GPON})**, no signal distortion



$$P_{RF} = 16 \text{ dBm}$$

$$P_{XGPON} = 12 \text{ dBm}$$

$$P_{TWDM} = 13 \text{ dBm}$$

| N_{TWDM} | A_{GPON} [dB] | | | |
|------------|-----------------|-------|-------|-------|
| | 5 km | 10 km | 20 km | 40 km |
| 4 | 0.6 | 1.1 | 1.8 | 2.4 |
| 8 | 1.0 | 1.8 | 2.9 | 4.0 |

- ▶ We **did not observe** any time-dependent intra- or inter-**channel distortion** effects due to linear (chromatic dispersion) or nonlinear (Kerr effect and SRS) phenomena
- ▶ We estimated an **extra attenuation** A_{GPON} on GPON channel due to SRS-induced power transfer from GPON channel to the channels at lower frequencies
- ▶ **SRS-induced gain** on channels at lower frequencies (i.e. higher wavelengths) is practically **irrelevant**
- ▶ **We propose an analytical model for this transmission scenario taking into account only fiber loss and GPON depletion due to SRS**

We assume that RF, XG-PON and TWDM-PON channels experience fiber loss only, while GPON is affected by SRS depletion as well. So, supposing relative depolarization among channels ($DOP_{TX}=0$) in fiber propagation, the evolution of GPON power P_{GPON} with z is given by

$$\frac{\partial P_{GPON}(z)}{\partial z} = - \left\{ \alpha_{GPON} + C_{R,XGPON} P_{XGPON}(z) + C_{R,RF} P_{RF}(z) + N_{TWDM} C_{R,TWDM} P_{TWDM}(z) \right\} P_{GPON}(z)$$

with $P_i(z) = P_i e^{-\alpha_i z}$

where α_{GPON} is the fiber loss [1/km] at the GPON λ , $C_{R,i}$ [1/km/mW] are polarization-averaged SRS efficiencies at $(\lambda_i - \lambda_{GPON})$ and P_i are the power levels [mW] per channel, with $i = XGPON, RF, TWDM$.

The equation has a simple analytical solution, so the SRS-induced GPON extra loss can be written as

$$A_{GPON}^{dB} = 10 \log_{10}(e) \left\{ C_{R,RF} L_{e,RF} P_{RF} + C_{R,XGPON} L_{e,XGPON} P_{XGPON} + \right. \\ \left. + C_{R,TWDM} L_{e,TWDM} N_{TWDM} P_{TWDM} \right\} \text{ [dB]}$$

where $L_{e,i}$ are the effective lengths at different λ 's

$$L_{e,i} = 10 \log_{10}(e) \frac{1 - 10^{-\frac{\alpha_{dB,i} L}{10}}}{\alpha_{dB,i}} \text{ [km]}$$

and $C_{R,i}$ are the polarization-averaged SRS efficiencies at different spectral spacing

$$C_{R,i} = C_R(\lambda_i - \lambda_{GPON}) \left[\frac{1}{\text{mW} \cdot \text{km}} \right]$$

Considering the spectral placing of the DS channels and the λ dependence of the $C_{R,i}$ coefficients:

$$C_{R,TWDM} \cong C_{R,\max} \quad C_{R,XGPON} \cong \frac{8}{9} C_{R,\max} \quad C_{R,RF} \cong \frac{1}{2} C_{R,\max}$$

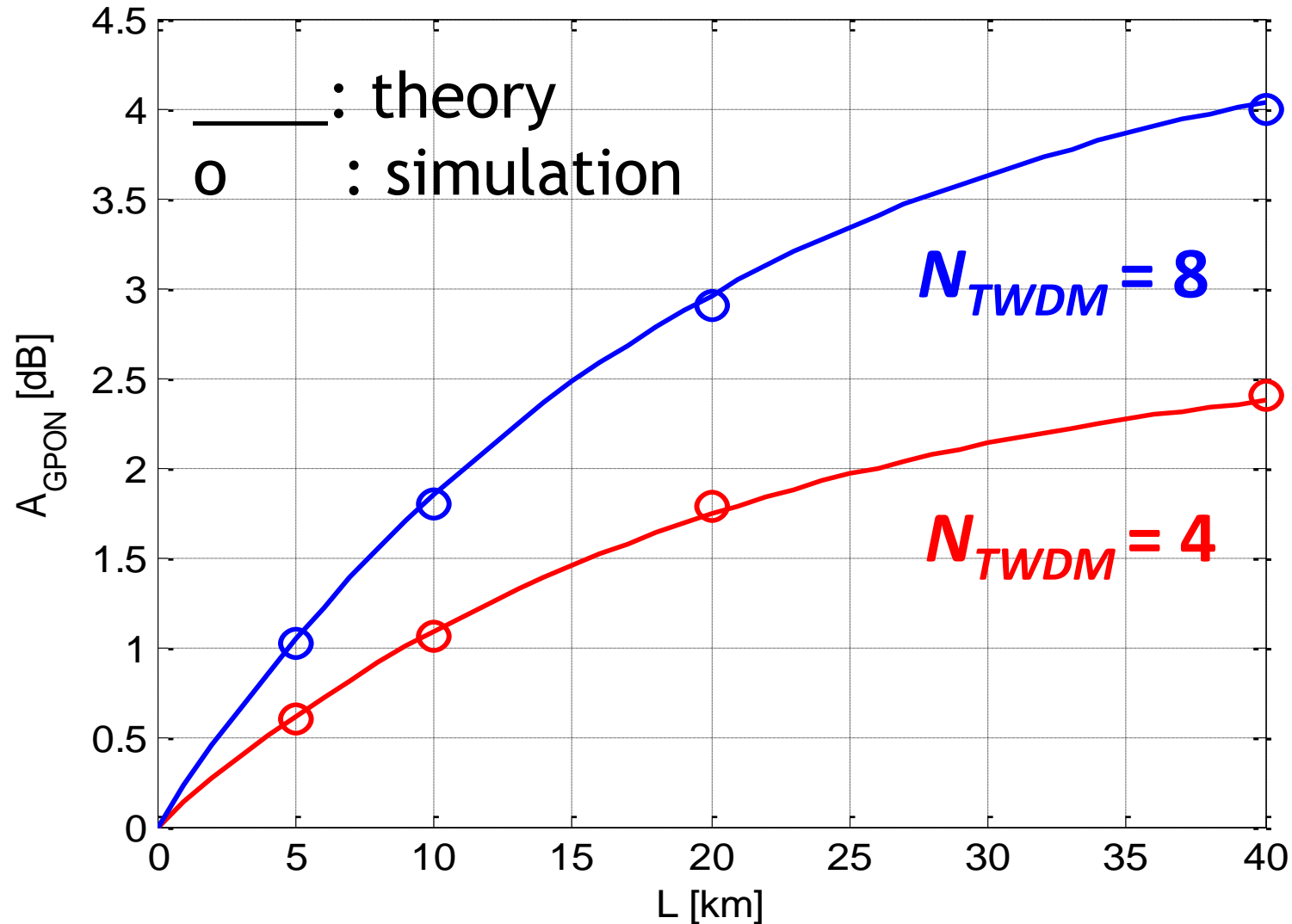
For the G.652 (SSMF) fiber and mutually depolarized signals

$$C_{R,\max} \cong 0.3 \times 10^{-3} \left[\frac{1}{\text{mW} \cdot \text{km}} \right]$$

$$A_{GPON}^{dB} = [10 \log_{10}(e)]^2 \cdot \frac{\left(1 - 10^{-\frac{\alpha_{dB} L}{10}}\right)}{\alpha_{dB}} \cdot C_{R,\max} \cdot \left(\frac{1}{2} P_{RF} + \frac{8}{9} P_{XGPON} + N_{TWDM} P_{TWDM}\right) \text{ [dB]}.$$

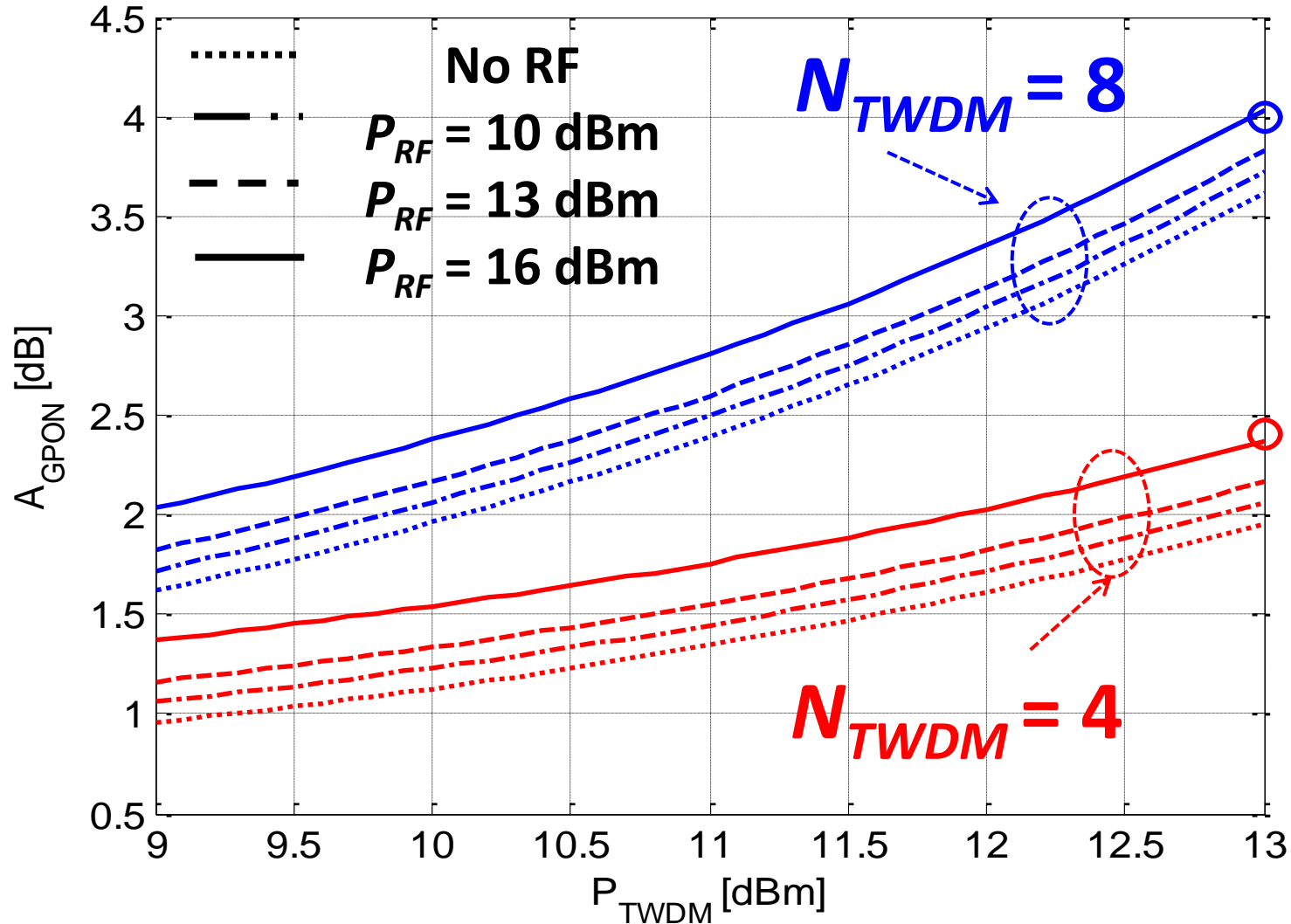
Theory vs. sim: A_{GPON} vs. L

$P_{RF}=16$ dBm, $P_{XGPON}=12$ dBm, $P_{TWDM}=13$ dBm



Theory vs. sim: A_{GPON} vs. P_{TWDM}

$L = 40 \text{ km}, P_{XGPON} = 12 \text{ dBm}$



- ▶ The proposed simple analytical model demonstrated excellent agreement with simulation results
- ▶ It holds provided that the relative degree of polarization among channels is null along the fiber
- ▶ This requirement is satisfied if:
 - ▶ The fiber PMD is “large enough” ($\delta_{PMD} \geq 0.1 \text{ ps}/\sqrt{\text{km}}$)
AND/OR
 - ▶ $DOP=0$ (relative to GPON) for all channels at the transmitter
- ▶ **In general A_{GPON} is a random process whose average value can be calculated by the simple model we proposed**

- ▶ In order to **evaluate the upper-bound for A_{GPON}** , we suppose the polarization of all channels is aligned along the entire fiber propagation
- ▶ In this case the Raman efficiency is 2 times the polarization-averaged coefficients we considered
- ▶ Therefore, **the resulting worst-case $A_{GPON,WC}$ is two times the average A_{GPON} in dB units**

$$A_{GPON,WC}^{dB} = 2 \cdot A_{GPON}^{dB} \quad [\text{dB}]$$

$$A_{GPON,WC}^{dB} = 2 \cdot [10 \log_{10}(e)]^2 \cdot \frac{(1 - 10^{-\frac{\alpha_{dB} L}{10}})}{\alpha_{dB}} \cdot C_{R,\max} \cdot \left(\frac{1}{2} P_{RF} + \frac{8}{9} P_{XGPON} + N_{TWDM} P_{TWDM} \right) \quad [\text{dB}]$$

- ▶ GPON power depletion due to the effects of SRS arising from the presence of RF, XGPON and TWDM-PON signals may induce relevant system impairments in case of high TWDM-PON power

This effect sets a “fundamental” upper-bound for the power level of TWDM-PON channels (especially in the full coexistence scenario)

- ▶ The upper-bound depends on the ODN parameters as well as on the maximum acceptable power penalty on GPON (likely of the order of 1dB)



This work was supported by Telecom Italia



The simulator OptSim™ was supplied by Synopsys Inc.